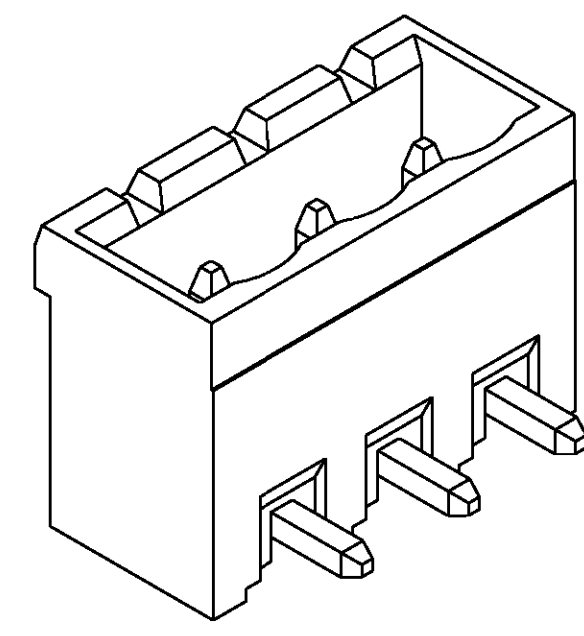
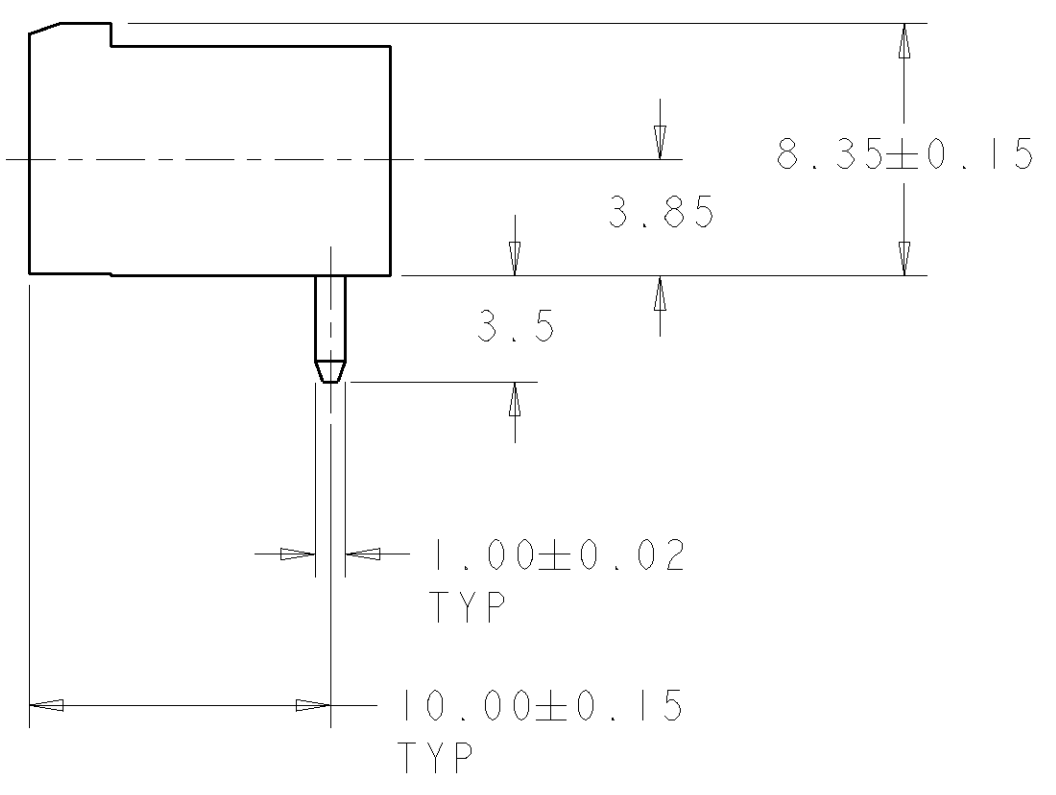
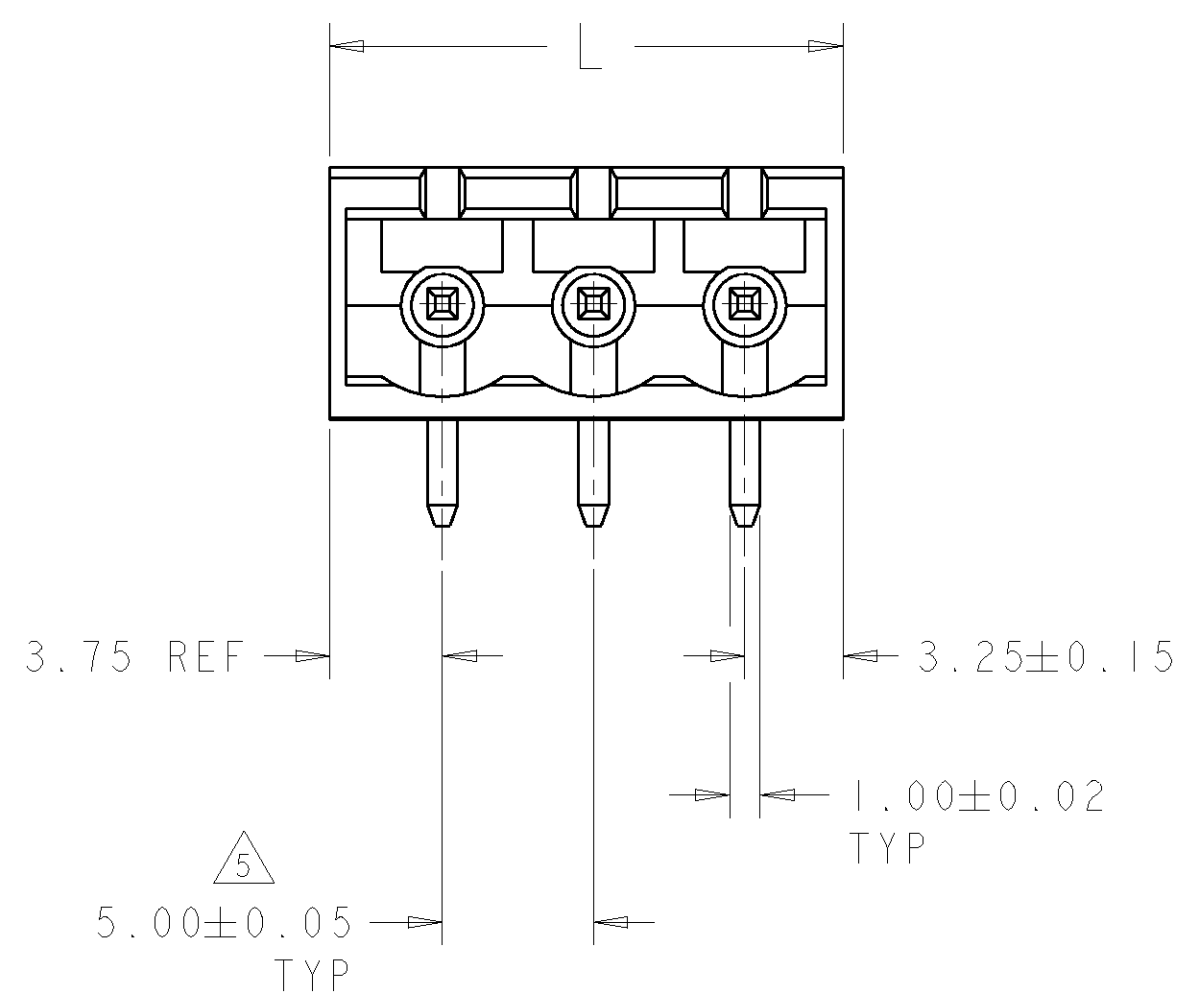
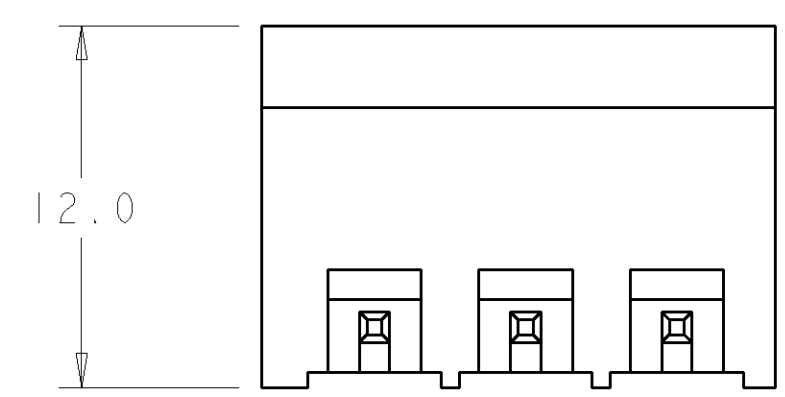


THIS DRAWING IS UNPUBLISHED. RELEASED FOR PUBLICATION 20
 © COPYRIGHT 20 BY TYCO ELECTRONICS CORPORATION. ALL RIGHTS RESERVED.

LOC	DIST	REVISIONS			
P	LTR	DESCRIPTION	DATE	DWN	APVD
FT	0	A	RELEASED	05FEB2001	SW DB

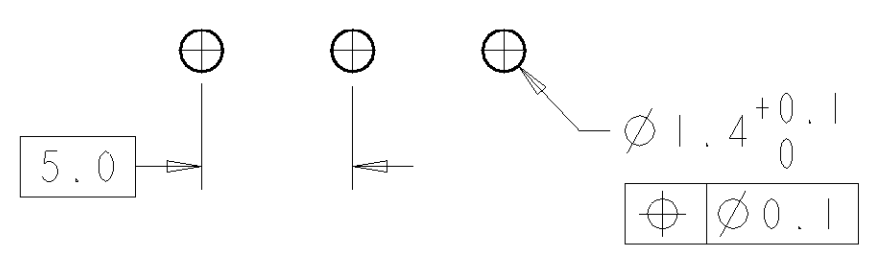


796700-3 AS SHOWN



- △ MATERIALS AND FINISH:
 HOUSING: PA 6-6, UL 94-V0, COLOR: BLUE.
 TERMINAL: PHOSPHOR BRONZE, TIN PLATED.
- 2. SUITABLE FOR 1,6-2, 4mm PC BOARD THICKNESS.
- 3. RECOGNIZED UNDER THE COMPONENT PROGRAM OF UNDERWRITERS LABORATORIES INC. FILE N° E60677.
- 4. IMQ CERTIFICATE WITH SURVEILLANCE IN CONFORMITY WITH IEC 998-1/998-2-1.)
- △ NOT CUMULATIVE TOLERANCE

127.0	25	2-796700-5
122.0	24	2-796700-4
117.0	23	2-796700-3
112.0	22	2-796700-2
107.0	21	2-796700-1
102.0	20	2-796700-0
97.5	19	1-796700-9
92.0	18	1-796700-8
87.0	17	1-796700-7
82.0	16	1-796700-6
77.0	15	1-796700-5
72.0	14	1-796700-4
67.0	13	1-796700-3
62.0	12	1-796700-2
57.0	11	1-796700-1
52.0	10	1-796700-0
47.0	9	796700-9
42.0	8	796700-8
37.0	7	796700-7
32.0	6	796700-6
27.0	5	796700-5
22.0	4	796700-4
17.0	3	796700-3
12.0	2	796700-2
DIM L	NO OF POSN	PART NUMBER



RECOMMENDED PC BOARD LAYOUT

<small>THIS DRAWING IS A CONTROLLED DOCUMENT FOR TYCO ELECTRONICS CORPORATION. IT IS SUBJECT TO CHANGE AND THE CONTROLLING ENGINEERING ORGANIZATION SHOULD BE CONTACTED FOR THE LATEST REVISION.</small>		DWN S. WELDON 05FEB2001 CHK D. BIEVENOUR 05FEB2001 APVD D. BIEVENOUR 05FEB2001	AMP Tyco Electronics Harrisburg, PA 17105-3608
DIMENSIONS: mm	TOLERANCES UNLESS OTHERWISE SPECIFIED: 0 PLC ± 1 PLC ±0.2 2 PLC ± 3 PLC ± 4 PLC ± ANGLES ± FINISH	PRODUCT SPEC - APPLICATION SPEC - WEIGHT -	NAME: TERMINAL BLOCK HEADER ASSEMBLY, 90 DEGREE, CLOSED ENDS, 5.00mm PITCH SIZE: A2 CAGE CODE: 00779 DRAWING NO: 796700 RESTRICTED TO: -
MATERIAL: △		CUSTOMER DRAWING	SCALE: 4:1 SHEET 1 OF 1 REV A